



# Tokyo Star Direct – How to Operate Sample Screen

 東京スター銀行

 PC

Login

Registered Users / Users Logging In For First Time

LoginID

Tap to enter

Login Password

Tap to enter

\* When entering your password, please remember that uppercase and lower case letters are differentiated

Login

※For new registration for Tokyo Star Direct (Internet banking), please check [here](#).

※The English and Traditional Chinese versions within this Internet banking service are generated by AI translation. Some expressions may be difficult to understand due to translation. Thank you for your understanding.

《To customers using non-resident accounts》

Please note that banners displayed within the Internet banking service do not apply to non-

Please enter your login ID.

Please enter your login password.

Please tap the 'Login' button.



Language ▼

# Tokyo Star Direct – How to Operate Sample Screen



## Login Passphrase Entry

Please enter the answer to your registered secret question (login passphrase)

Secret Question A = A

Login Passphrase

Tap to enter

20 full-width characters or less

\* You are required to enter the passphrase for a total of 3 questions.

Customers using non-resident accounts, should use alphanumeric (e.g. Abc, abc, 123) in the input fields (e.g. name, secret answer, registered name, etc., fields).

(rest3)

Please enter the first login passphrase.

Please tap the 'Next' button.

Next

If you enter the Login Passphrase incorrectly the number of times specified by the bank consecutively, you will be unable to perform Login to Tokyo Star Direct, so please be careful.

Language ▼

# Tokyo Star Direct – How to Operate Sample Screen



## Login Passphrase Entry

Please enter the answer to your registered secret question (login passphrase)

Secret Question U = U

Please enter the second login passphrase.

Login Passphrase

Tap to enter

20 full-width characters or less

\* You are required to enter the passphrase for a total of 3 questions.


Customers using non-resident accounts, should use alphanumeric (e.g. Abc, abc, 123) in the input fields (e.g. name, secret answer, registered name, etc., fields).

(rest2)

Please tap the 'Next' button.

Next

If you enter the Login Passphrase incorrectly the number of times specified by the bank consecutively, you will be unable to perform Login to Tokyo Star Direct, so please be careful.

 Language ▼



# Tokyo Star Direct – How to Operate Sample Screen



## Login Passphrase Entry

Please enter the answer to your registered secret question (login passphrase)

Secret Question I = I

Please enter the third login passphrase.

Login Passphrase

Tap to enter

20 full-width characters or less

\* You are required to enter the passphrase for a total of 3 questions.


Customers using non-resident accounts, should use alphanumeric (e.g. Abc, abc, 123) in the input fields (e.g. name, secret answer, registered name, etc., fields).

(rest1)

Please tap the 'Next' button.

Next

If you enter the Login Passphrase incorrectly the number of times specified by the bank consecutively, you will be unable to perform Login to Tokyo Star Direct, so please be careful.

 Language ▼

# Tokyo Star Direct – How to Operate Sample Screen

**TOKYO STAR BANK 東京スター銀行**

## Main Device Registration

### Register Device

Registered Name (\*Can be changed) Tap to enter

You will register your current device (smartphone) as a device you will use for Tokyo Star Direct. When accessing Tokyo Star Direct from a registered device, you will generally not be required to enter your login passphrases with logging in.

You may change the registered name of your device to any name of your choice.

< example>: ○○ smartphone, etc.

\* If you are using a shared device or do not wish to register the device, please press “Proceed without registering.”

\* If you access Tokyo Star Direct from a different browser or network environment than the one used at registration, or if cookies have been deleted, you will be required to enter your login passphrases with logging in, and you will need to register your device again.

\* If you already have nine registered devices, the device registration will be skipped and you will be required to enter your login date and time among the registered devices with logging in.

+ List of Registered Devices


**Register as Regular Device**

**Skip Device Registration**

Please enter the registered name of the device used for Internet banking.

Please tap the 'Register as Regular Device' button.

# Tokyo Star Direct – How to Operate Sample Screen


 東京スター銀行

Main Device Registration

Your main device has been registered as follows.


**Registered Device**

|                          |                            |
|--------------------------|----------------------------|
| Registered Name          | S m a r t p h o n e        |
| Last login date and time | JST 2026/02/23<br>17:49:01 |

 List of Registered Devices


Next


Please tap the  
'Next' button.


 Language ▼ JST 2026/02/23 17:49:00

Copyright © The Tokyo Star Bank, Limited

# Tokyo Star Direct – How to Operate Sample Screen

  
Menu

 東京スター銀行

  
Logout

Tokyo Taro 様

Last login: JST 2026/02/23 17:21:37 &gt;

**Main Ordinary Deposit Account Balance**

100,001,764JPY

**本店営業部**  
**普通預金** 1234567

|                        |                      |
|------------------------|----------------------|
| Balance:               | 100,001,764 JPY      |
| Available Balance:     | 100,001,764 JPY      |
| Inquiry Date and Time: | JST 2026/02/23 17:52 |

 Inter-bank transfer Transaction History

+ Notice You have unread messages

Information for customers

 Language ▼